



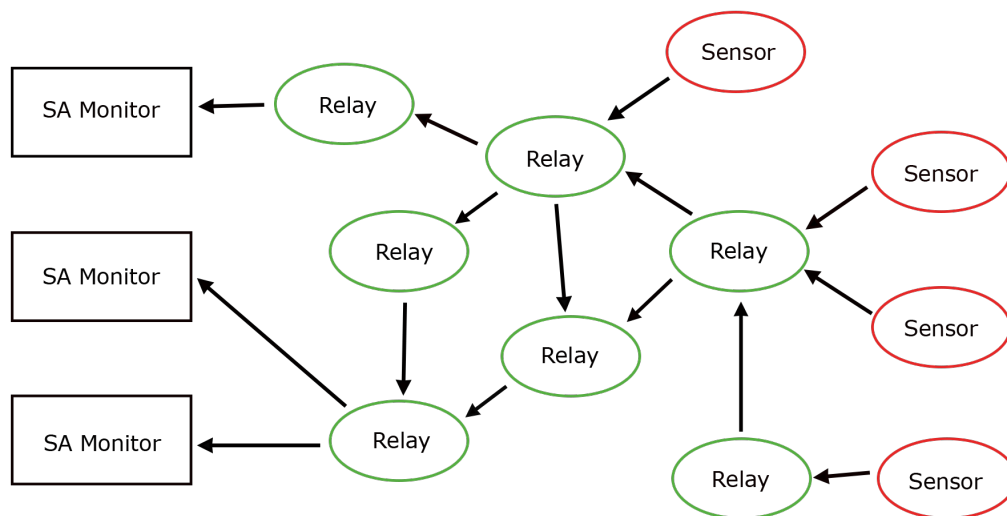
Link-16 and other C2 protocols over HF Radio

Isode

A key part of Command and Control (C2) is sharing the Situational Awareness (SA) information that shows location of units, determined by location reporting and sensors such as radar. This information is shared using a variety of protocols; Link-16 is a well known and important protocol.

This paper looks at how this information can be shared over HF Radio. It looks at how this can be achieved with Isode products and summarises performance measurements.

Tracks, TDL, Sensors & RAP display



Modern C2 operates in a highly distributed environment. The broad model is shown above. The arrows show the flow of “tracks”, which are typically short messages communicating location and other information on objects of interest.

The key components are:

1. Sensors, such as radar, which gather information on objects of interest.
2. Relays which convert, filter, and switch tracks.
3. SA monitors that display information to operators.

There are many Situational Awareness (SA) monitors. Some examples used by NATO are ICC, AirC2IS, NCOP, and iGeoSIT.

The following screenshot of AirC2IS gives a sense of what an SA Monitor will offer.



NIRIS

There are a wide variety of protocols used to carry Tracks. Some of these are discussed later. A key problem with building a large-scale C2 system is to handle this variety. A broad goal is to collect data from many sensors and then share this data with many SA monitors.

NATO NIRIS (Networked Interoperable Real-time Information Service) is a widely used relay system. It supports a huge number of track protocols and provides integration capabilities for various SA Monitors. The ability to provide conversion and integration makes it a key component. NIRIS was also used for the measurements in this whitepaper.

Why HF Radio

In a modern deployment of the C2 architecture of the model described above, links will use fast IP connections wherever possible. Use of HF radio, which provides a relatively poor-quality link, will only be used when there is no other option. The primary scenarios are:

1. In scenarios, such as polar regions, where there is no other choice.
2. For fallback, particularly for longer distance links in Satcom-denied scenarios.

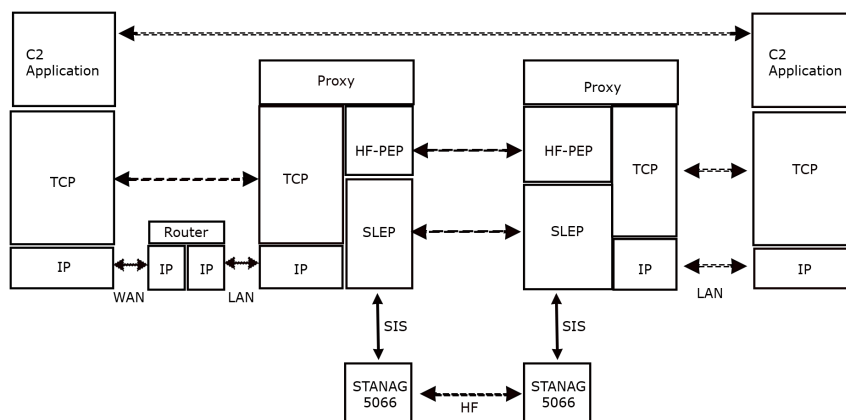
For modern C2 systems, HF will not be a default choice, but it is very important to have it available when it is needed.

TCP Streaming

There are a wide variety of protocols used for C2, so the approach proposed is to use TCP Streaming following the TCP PEP (Performance Enhancing Protocol) mechanism specified in STANAG 5066 Annex X "HF-PEP: TCP Performance Enhancing Proxy Protocol." This provides a generic mechanism, which is independent of the specific C2 protocol used.

An alternative would be to use UDP (User Datagram Protocol) over IP Client as specified in STANAG 5066 Annex U. This alternative is not chosen for two reasons:

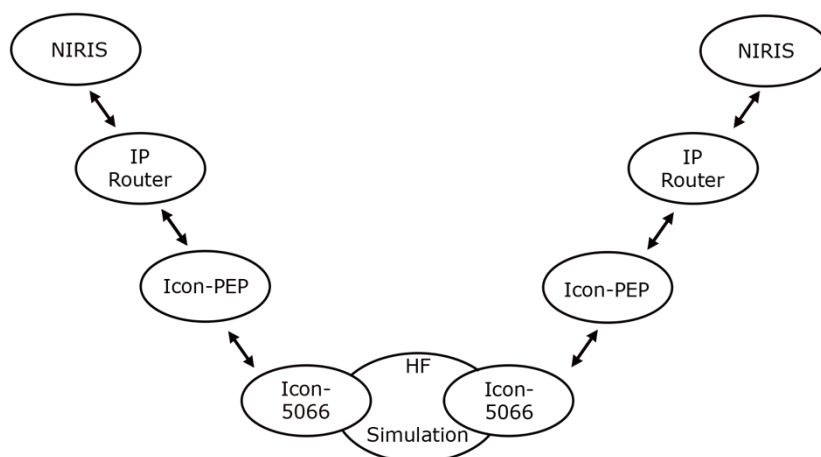
1. IP Addressing and other initialization overhead is needed once per stream with TCP and once per packet with UDP. This is a significant difference for small C2 messages.
2. C2 messages tend to be repetitive, so compression will give a significant gain if TCP is used. The measurements in the paper show this..



The TCP Streaming architecture of STANAG 5066 Annex X is shown above. Use of HF is transparent to the C2 application, which simply connects over TCP as an end-to-end streaming service. The Annex X proxy efficiently maps the TCP stream over HF.

More information on TCP Streaming is provided in the Isode white paper ["Providing TCP Services over HF Radio."](#)

Test Architecture



The above diagram shows how TCP Streaming is provided with the Isode product set and the setup used in the various tests described. Notes on the setup:

- NIRIS 4.4 was used, and links configured over TCP.
- TCP connections are routed to Icon-PEP using a standard IP router.
- Icon-PEP acts as a specialized IP router and controls the routing of the proxy TCP and handles STANAG 5066, Annex X.
- Icon-5066 provides the STANAG 5066 HF link layer.
- MoRaSky, Isode's HF simulator, provides the connection.

Parameters used on the tests:

- Link layer controlled as a basic Simplex configuration.
- STANAG 4539 with short interleaver.
 - Fixed speeds for each test. The following speeds were chosen:
 - 9600 bps—top Narrowband HF speed.
 - 1200 bps—a mid-range HF speed.
 - 75 bps—the usual lowest HF speed. Operating at the low end of HF speeds is seen as increasingly important.

Link-16

Link-16 is one of a large family of Tracks protocols referred to as Tactical Data Link (TDL). It is the primary target of this white paper, as Link-16 is very widely used.

JREAP-C

JREAP-C is part of the Joint Range Extension (JRE) family of protocols. JREAP C provides a standardized way to transmit Link-16 messages over TCP and is the recommended way to do this. Attempts were made to use JREAP-C over Icon-PEP using the NIRIS Link 16 generation tool.

This did not work. The reason for this is that JREAP-C starts by negotiating Common Time Reference (CTR) between the connected nodes. Because of the high latency and variability of the TCP stream over HF, this negotiation fails, preventing message transfer.

In order to use JREAP-C over HF, it would be necessary to proxy the CTR negotiation.

Alternate Framing

NIRIS supports a number of framing protocols to operate Link-16 over TCP, including NACT, ASEP, MAXTERIX, IP/IP, and SIMPLE. These protocols operate without handshaking and without CTR negotiations.

Tests were done using SIMPLE. No attempt was made to compare the framing protocols. It was noted that NACT messages were quite a bit larger. Performance is clearly impacted by message size.

Link 16 messages over SIMPLE are fixed size and 60 bytes each. Throughput measurements were made using the NIRIS Link 16 generation tool, with options to give as wide a variety of messages as possible.

STANAG 5066 Annex X provides stream compression using the DEFLATE algorithm. Icon-PEP monitoring makes the amount of compression achieved on a stream straightforward to observe.

Tcp Connection #3527 More Info		HTTP
Opened: 2025-04-13T07:33:20.889Z		Ready
Duration:06:29		
Source Route (LAN):	10.0.0.12:56661	To HF: 3,397
Dest. Route (HF):	10.0.10.12:5566	From HF: 3,321
Compression:	58.2% - 1985 bytes transferred	
Decompression:	57.8% - 1918 bytes transferred	

For a run of 100 Link-16 messages, 19% compression was noted. Longer runs gave much higher compression, up to 82% for long runs. Long-lived connections are expected to be the usual case, so good compression is generally expected.

Modem Speed	Throughput	Compression	Effective Speed
9600 bps	4.854 msg/min	81%	38,832 bps
1200 bps	838 msg/min	83%	6,704 bps
75 bps	10.6 msg/min	60%	84.8 bps

The table above shows results for Link-16 over SIMPLE. These seem reasonable results. A useful level of compression was achieved. Note that the compression gradually increases over time. So, the compression is a measure of how long the SLEP stream has been running, rather than modem speed.

The effective speed was measured based on the number of 60-byte messages delivered. Compression leads to an effective speed that is greater than modem speed.

Other C2 Protocols

NIRIS supports a myriad of other C2 protocols that could be deployed similarly. Measurements were made on two protocols, chosen because they are quite different from Link-16 and are widely used.

1. OTH-Gold (Over The Horizon Gold) is used to share radar data, with messages in Message Text Format (MTF). It was used with OTG/JANAP framing.
2. NFFI (NATO Friendly Force Information) is an XML format message, tested with IP1/IP2 framing.

All tests were run for 10 minutes at 1200 bps. Link-16 result included below.

	Avg Msg Size	Throughput	Compression	Effective Speed
Link-16	60 bytes	465 msg/min	72%	3,270 bps
OTH-Gold	196 bytes	207 msg/min	87%	5,410 bps
NFFI	2,063 bytes	119 msg/min	97%	37,733 bps

Although both of these protocols have much larger message sizes, compression is effective and leads to acceptable throughput rates.

It is anticipated that similar performances will be achieved for other tracks protocols.

Deployment Considerations

This section considers three issues that will be relevant to deployment.

Security

All of the tests were conducted without any protection of the link. NIRIS enables the use of TLS to protect C2 links. This will be important in many deployments. Icon-PEP can support this, without any additional performance cost, using TLS Proxy. This is described in the Isode white paper ["Providing TCP Services over HF Radio."](#)

Multi-Node

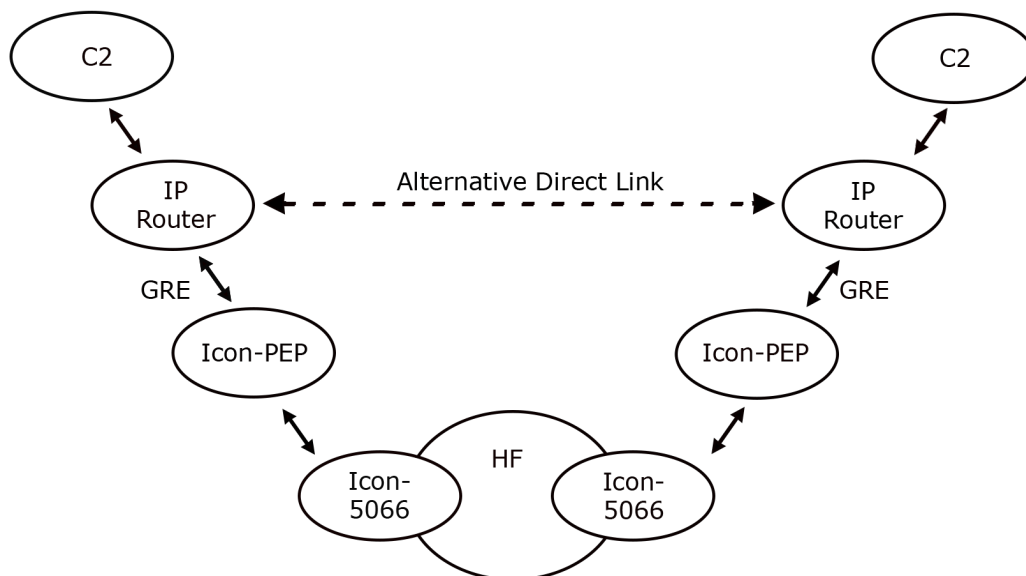
The tests were performed using a single pair of nodes. It is expected that in some deployments, a node will wish to communicate with multiple peers using a single HF modem. There are two options for achieving this. It is expected that a C2 stream will have an ongoing sequence of messages, so a sharing approach is needed.

The first approach is to allow multiple nodes to share a single channel, using either CSMA (STANAG 5066 Annex K) or Wireless Token Ring Protocol (STANAG 5066 Annex L). The streams then get multiplexed by STANAG 5066. This is a good approach for an HF surface wave deployment, such as a Naval Task Group, where good and consistent propagation is expected.

For Skywave, an ALE approach is preferable, using the ALE link sharing mechanisms described in STANAG 5066 Annex B. This will lead to a series of ALE links being made. The SLEP Streaming mechanism of STANAG 5066 Annex W used by Annex X is designed so that the SLEP stream will continue over the underlying ALE connections. This means that at the C2 level, multiple ongoing SLEP streams can be maintained.

Fall-Back

An important operational target is to provide fall back to HF in a Satcom-denied environment. The architecture here provides this naturally.



The key architectural point is that the IP routers used will be configured for both direct and HF links. When the direct link is available, traffic will use that. When the link fails, the connection will fail over to the HF link.

Link-22

Link-11 is a historically important TDL that was designed for operation over HF. It was of critical importance but has largely been replaced by Link-16, which does not have HF support. Link-22 is a new TDL with HF support. Isode sees Link-22 as "the right answer to the wrong question." The goal of Link-22 is clear from its other name, NILE: NATO Improvements to Link-11.

Isode sees two key issues with Link-22.

1. Needing an independent HF infrastructure. When Link-11 was specified, the current HF technology was not suitable for sharing HF infrastructure between applications. Since then, HF modem waveforms have improved immeasurably; ALE provides flexible frequency usage; and STANAG 5066 provides a multi-application link layer. Operationally, it makes sense to have a single HF infrastructure shared between TDL and critical applications such as XMPP Chat and Formal Messaging.
2. No IP fallback. Link-22 is designed as a primary bearer. This does not reflect the primary operational use of HF as a fallback technology.

Both of these issues are addressed with the architecture set out in this white paper.

Conclusions

This white paper has shown how Link-16 and other C2 protocols can be efficiently operated over HF using TCP Streaming based on STANAG 5066 Annex X. Lab performance measurements have been provided to validate the architecture.

In order to deploy effectively with JREAP-C, which is the preferred operational protocol for Link-16, it would be necessary to implement a proxy that supports local CTR negotiation.

Isode

www.isode.com

**14 Castle Mews, Hampton
Middlesex, TW12 2NP**

Secure, Seamless Communication Solutions